



KYORITSU

PACKTEST
ION SELECTIVE

INSTRUCTIONS

Hydrazine

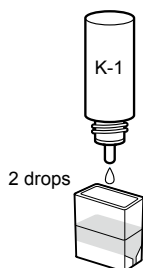
Model WAK-HYD



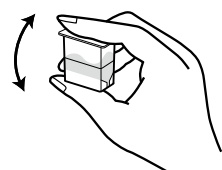
Harmful Corrosive

p-Dimethylaminobenzaldehyde color comparison MethodMain reagent: *p*-DimethylaminobenzaldehydeRange: 0.05 - 2 mg N₂H₄ /L (ppm)

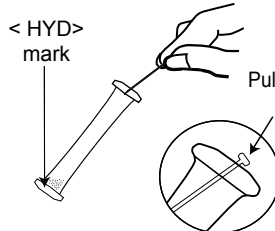
How to use



(1) Fill the Cell (PACKTEST Square Cup) up to the first line (1.5 ml) with sample. Add 2 drops (~0.13mL) of K-1 reagent.



(2) Put on the cap and shake the Cell 2~3 times.

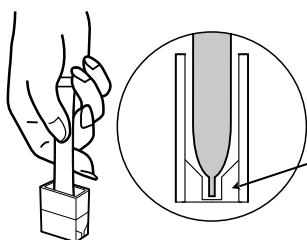


(3) Remove the line to clear the aperture from the top of the tube.



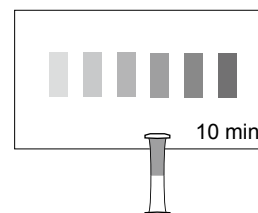
(4) Press the sides of the tube to expel approximately half of volume. Maintain pressed.

(5) Immerse the tube in the sample. Release the sides to fill the tube up to the half. Shake the tube lightly a few times.



insert the PACKTEST in the groove, as shown.

(6) After 10 minutes, put the tube on the color chart as shown and compare with the standard colors.



How to read the test

After the reaction time, compare the color of the tube with the standard colors. The nearest color indicates the measured value of the sample. A color between two standard colors indicates a value between the two standard values.

Care in handling of PACKTEST before and after use

Keep PACKTEST in a cool, dry and dark place.

PACKTEST should be thrown with burnable garbage. Conform to the legislation of waste management.

Use a package as soon as possible after opening.

First Aid Measures

The K-1 reagents contains sulfonic acid (pH < 2). It is harmful and corrosive.

Eye contact → Immediately rinse eyes with water for at least 15 minutes. Consult a physician.

Ingestion → Immediately rinse mouth. Consult a physician.

Skin contact → Immediately flush skin with water.

In case of doubt, consult a physician.

**KYORITSU CHEMICAL-CHECK Lab., Corp.**37-11, DEN-ENCHOFU 5 CHOME, OHTA-KU, TOKYO 145-0071 JAPAN
FAX: 81-3-3721-0666 <http://kyoritsu-lab.co.jp>

PACKTEST Hydrazine

Features

The Hydrazine PACKTEST uses the *p*-Dimethylaminobenzaldehyde color comparison Method. It is suitable for the measurement of hydrazine [hydrazine ion] concentration from water of boiler.

Cautions

1. Adjust the pH with diluted sulfuric acid up to neutrality if the pH is higher than 9.
2. Ensure that PACKTEST tube is filled up to the half.
3. Partially undissolved reagent will not affect the measurement.
4. Keep sample temperature in the range 15 - 40°C, higher temperature implies shorter reaction time.
5. Read the test under daylight type lamp.
6. Put back the line into the aperture after using to prevent reagent spilt.

Interferences

Standard colors were determined from standard solutions. However, coexisting substances will cause inaccurate results. The list below reports ion concentrations under which ones interferences are insignificant:

≤ 1000mg/L : Al³⁺, As³⁺, B³⁺, Ca²⁺, Cd²⁺, Cl⁻, CN⁻, Cr³⁺, Cu²⁺, F⁻, Fe²⁺, I⁻, K⁺, Mg²⁺, Mn²⁺, Na⁺, NH₄⁺,
Ni²⁺, NO₃⁻, Pb²⁺, PO₄³⁻, Sn²⁺, SO₃²⁻, SO₄²⁻, Zn²⁺, Silica, Phenol.

≤ 250mg/L : Co²⁺

≤ 20mg/L : Ba²⁺

Sub-ppm level: Cr⁶⁺, Fe³⁺, NO₂⁻, V⁵⁺, Residual chlorine

Oxidizing reagent can interfere.

The Hydrazine PACKTEST is suitable for sea water samples.